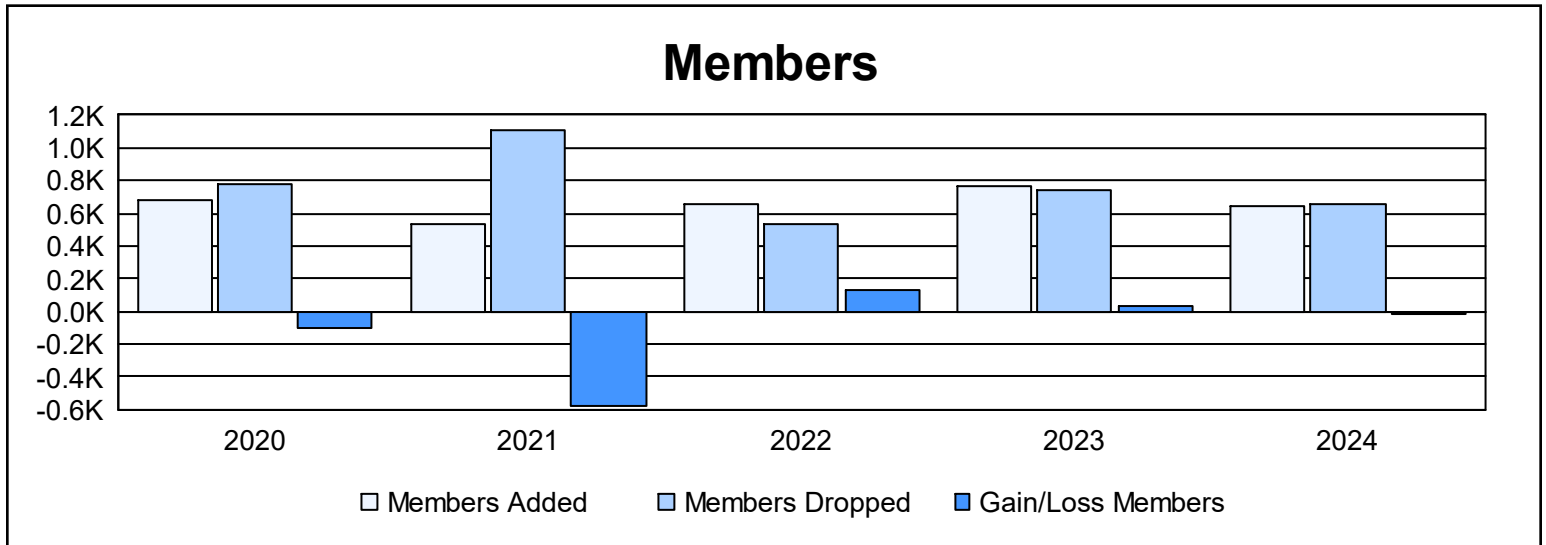
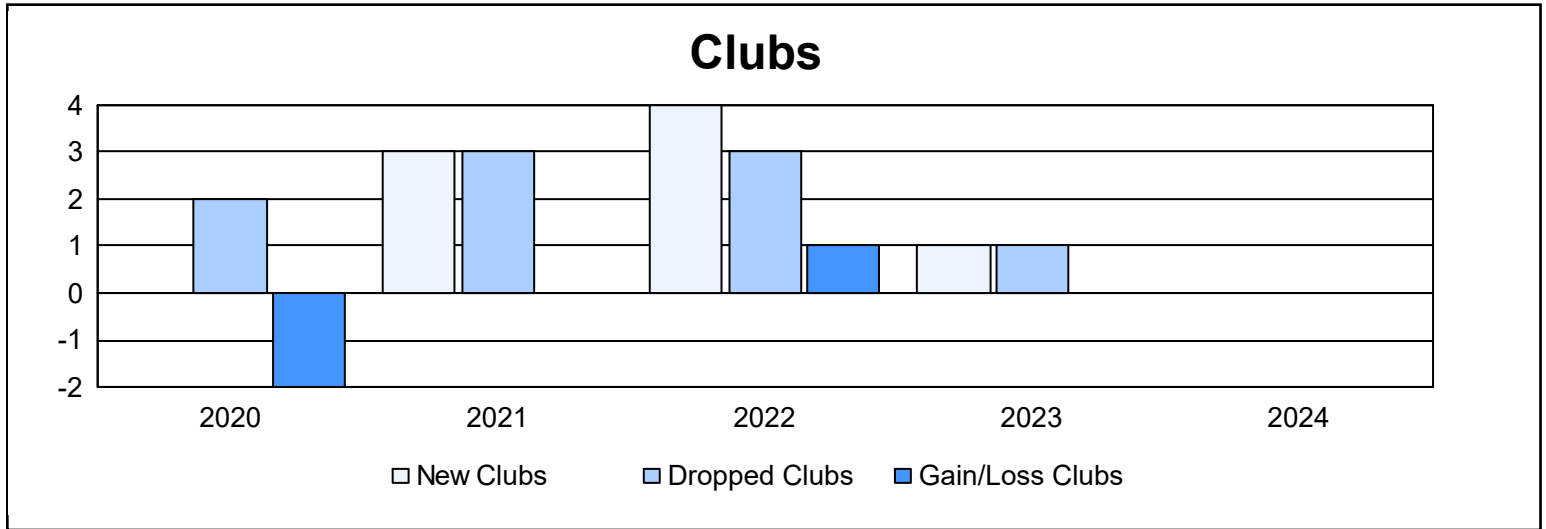
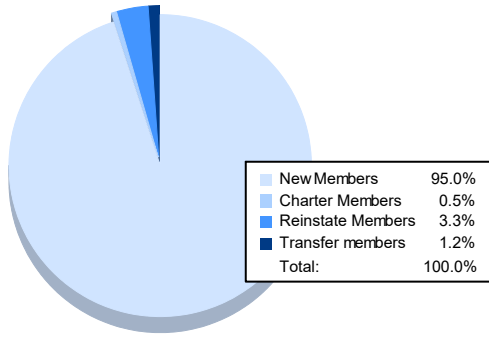


Year	New Clubs	Dropped Clubs	Gain/ Loss Clubs	New Members	Charter Members	Reinstate Members	Transfer Members	Total Member Added	Total Members Dropped	Gain/ Loss Members
2019-2020	0	2	-2	644	16	17	8	685	784	-99
2020-2021	3	3	0	412	87	25	4	528	1,102	-574
2021-2022	4	3	1	500	133	16	7	656	529	127
2022-2023	1	1	0	712	37	16	3	768	737	31
2023-2024	0	0	0	610	3	21	8	642	652	-10
<b>Average</b>	<b>2</b>	<b>2</b>	<b>0</b>	<b>576</b>	<b>55</b>	<b>19</b>	<b>6</b>	<b>656</b>	<b>761</b>	<b>-105</b>



### Membership Composition June 2024 Cumulative



### Gender Composition June 2024 Cumulative

